


Model 744HW-CT is the perfect complement to Thermodyne's hotwell models featuring cook, hold and rethermalizing capabilities within the base cabinet. The compact counter-top design allows users to double or triple their steam table capacity, without also having to increase their heated cabinet space below. Model 744HW-CT operates with the same controls and temperature settings as full-size HW models, ensuring consistent results across each well.



SPECIFICATIONS	
EXTERIOR DIMENSIONS	60.125"W x 33.00"D x 13.125"H
INTERIOR DIMENSIONS	56.00"W x 20.00"D x 6.00"H
MAX OPERATING TEMP	230°F (HOT WELL)
NET WEIGHT	110lbs
SHIPPING WEIGHT	310lbs.

ELECTRICAL SPECIFICATIONS	
VOLTS	208 / 240
AMPS	15 / 17
TOTAL WATTS	3440 / 4000
HERTZ	60
PHASE	1
PLUG	NEMA 6-30

CAPACITIES	STANDARD	MAXIMUM*
STEAM TABLE PAN		
12" x 20" x 2.5"	4	4
12" x 20" x 4"	4	4

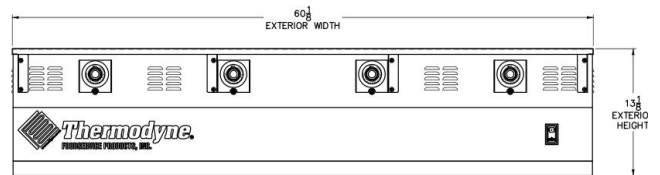
*Maximum capacities are based on additional shelving. Capacities vary depending on shelf quantities, spacing, and pan depth.

OPTIONS / ACCESSORIES	
Extended Base	Extended Lid
Controller Shield	

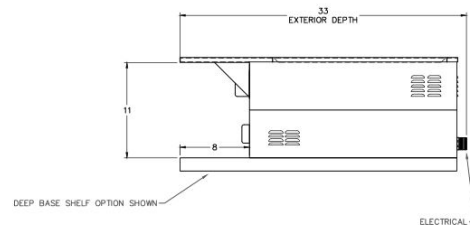
† Available in 3Ø by request

Specifications subject to change without notice.


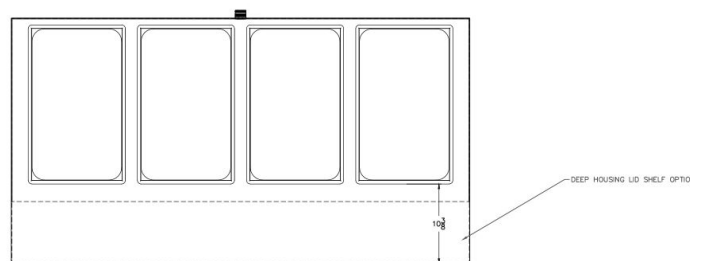
FRONT VIEW



SIDE VIEW



PLAN VIEW



Patented

REV. 3/16